

# NATIONAL WATER WEEK



**Theme:** Water Heroes: Save Every Drop

**Target Group:** Years 3 – 6 (ages 8-12)

## Learning Objectives

- Deepen understanding of water as a vital resource.
- Reflect on environmental responsibility and personal action.
- Develop persuasive messages through slogan and poster design.
- Collaborate and think critically about sustainability.

---

## Discussion Prompts

Use these questions to guide classroom discussion and build ideas for student posters.

- What is a Hero? What does being a Water Hero mean to you?
- How do we use water every day, and how can we reduce waste?
- What happens if we don't take care of our water sources?
- How can we encourage others to become Water Heroes?
- How can art be used to raise awareness about important environmental issues?

---

## Activity 1: Brainstorming and Planning (Group Brainstorming or Note-Taking Space)

Encourage students to brainstorm ideas about water conservation. They can work in pairs or groups to:

- list how water is used in daily life
- identify actions that waste water and solutions to reduce use
- define what a Water Hero looks like
- choose a message or slogan that others can learn from.

---

## Activity 2: Slogan and Message Creation

Students create a slogan or water-saving message to include on their poster. Challenge them to make it catchy and meaningful!

---

## Activity 3: Poster Sketch

Students use the mind map to help note down key areas for them to focus on to create their poster. Once complete, using the box provided, students sketch a draft of their poster idea.

Remind them to include:

- a clear message or slogan
  - images of their Water Hero or water-saving action
  - creative layout, colour, and design to grab attention.
-

# National Water Week 2025 – Student Activity Sheet – Activity 1



**Your mission:** Work in pairs or small groups to brainstorm your ideas about saving water. Use this sheet to write down your thoughts and notes! You can draw your ideas too.

How do we use water every day?

What are some ways we can save water?

What would a Water Hero look like?

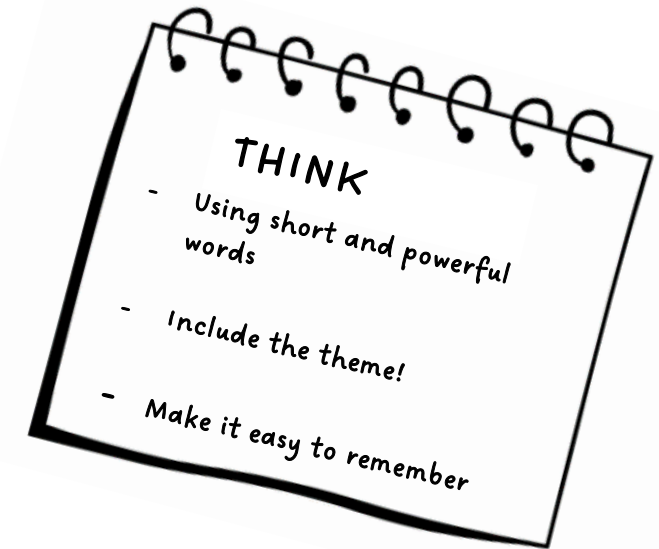
What message or slogan would a Water Hero use to help teach others to 'Save Every Drop'?

# National Water Week 2025 – Student Activity Sheet – Activity 2

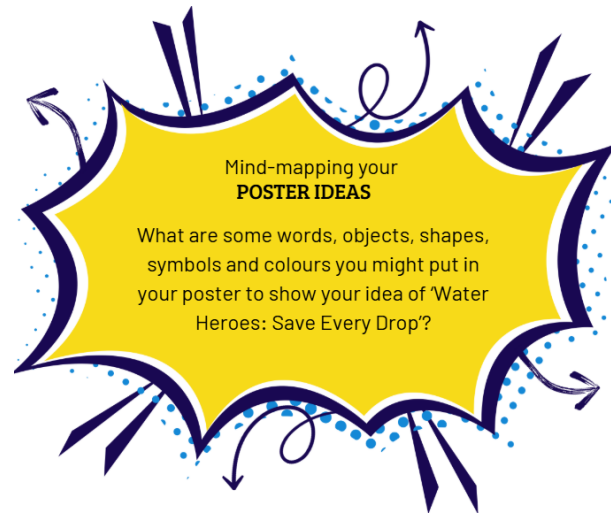
**Your mission:** Create a fun, catchy slogan or message to help others learn how to save water!

Use the space below to write your slogan.

Decorate with fun colours and drawings to make it stand out!




# National Water Week 2025 – Student Activity Sheet – Activity 3a



# National Water Week 2025 – Student Activity Sheet – Activity 3b

Now you have done some **thinking**, do a quick version of what you want your **final poster** to look like in this space below.

Don't forget to add your slogan and water-saving action.

A large, empty rectangular area defined by a dashed black border, intended for students to draw their final poster. The box occupies the majority of the lower half of the page.